

Your home page is the Web page that appears when you first start Safari. The default home page is usually the Apple.com Start page, but you can change that to any other page you want, or even to an empty page.

Safari also comes with a command that enables you to view the home page at any time during your browsing session.



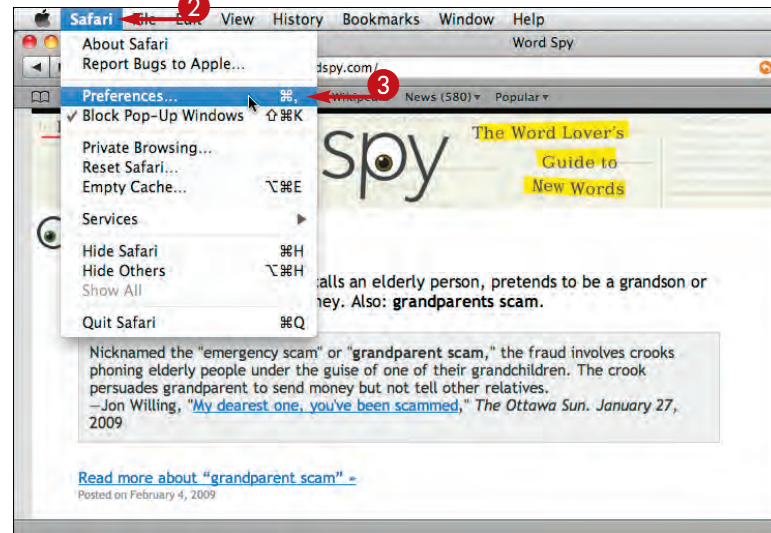
Change Your Home Page

CHANGE THE HOME PAGE

- 1 Display the Web page that you want to use as your home page.



- 2 Click **Safari**.
- 3 Click **Preferences**.

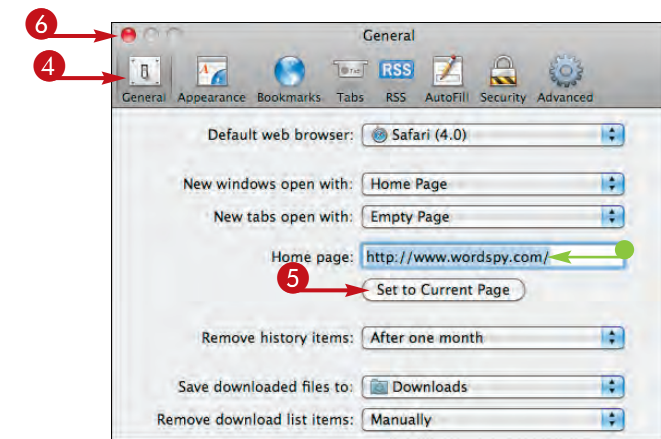


- 4 Click **General**.
- 5 Click **Set to Current Page**.

- Safari inserts the address of the current page in the Home page text box.

Note: If your Mac is not currently connected to the Internet, you can also type the new home page address manually using the Home page text box.

- 6 Click .

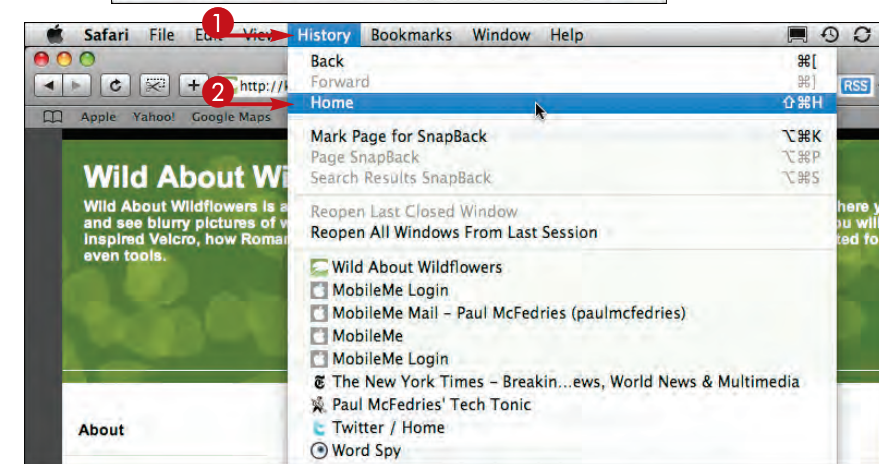


VIEW THE HOME PAGE

- 1 Click **History**.
- 2 Click **Home**.



Note: You can also display the home page by pressing **Shift** + **⌘** + **H**.

Safari displays the home page.



Can I get Safari to open a new window without displaying the home page?

Yes, by following these steps:

- 1 In the menu bar, click **Safari**.
- 2 Click **Preferences**.
- 3 Click **General**.
- 4 In the New windows open with pop-up menu, click  and then click **Empty Page**.
- 5 Click .

