

# Contents

## chapter 1

### How Do I Connect Devices? 2



Using an External Display	4
Understanding external display connections	4
DVI connections	4
VGA connections	6
Video connections	7
Setting the external display mode	7
Connecting and Sharing a Printer	10
Connecting a printer manually	11
Adding a shared network printer	12
Adding a shared Windows network printer	13
Sharing your printer with the network	14

Connecting and Sharing a Fax	15
Connecting a fax modem to MacBook Air	15
Adding a shared network fax	16
Sharing your fax with the network	17
Connecting Imaging Devices	17
Connecting an imaging device	17
Connecting to a network imaging device	19
Sharing an imaging device	20

## chapter 2

### How Do I Make Wireless Connections? 22



Connecting to a Wireless Network	24
Setting Up a Remote DVD Drive	25
Making a Wireless Connection to Another Mac	28
Transferring Settings Wirelessly from Another Mac	29
Connecting to Bluetooth Devices	32
Connecting a Bluetooth mouse or keyboard	32
Configuring your Bluetooth mouse and keyboard	35
Connecting a Bluetooth headset	36
Using Bluetooth headphones for sound output	37
Setting up a Bluetooth headset for voice chat	38
Making the connection to your Bluetooth phone	39
Using your cell phone as a Bluetooth modem	43
Connecting to the Palm OS PDA	43
Exchanging Files Using Bluetooth	45
Making sure MacBook Air is discoverable	45
Browsing a Bluetooth device	46
Sending files to a Bluetooth device	47
Activating Bluetooth sharing	47

chapter 3

How Do I Synchronize MacBook Air with Other Devices? 50



Synchronizing with an iPod	52
Synchronizing music and videos	52
Synchronizing movies	55
Synchronizing TV show episodes	56
Synchronizing podcasts	58
Synchronizing photos	59
Synchronizing your Address Book and calendars	61
Synchronizing games	62
Synchronizing with an iPhone	63

Synchronizing with a Cell Phone or PDA	65
Adding a cell phone to iSync	66
Adding a Palm PDA to iSync	66
Configuring sync settings for the device	68
Synchronizing the device	71
Synchronizing with MobileMe	71
Synchronizing MacBook Air and MobileMe	72
Using MobileMe to keep two or more Macs in sync	74
Stopping a Mac from syncing with MobileMe	76
Resolving sync conflicts	77

## chapter 4

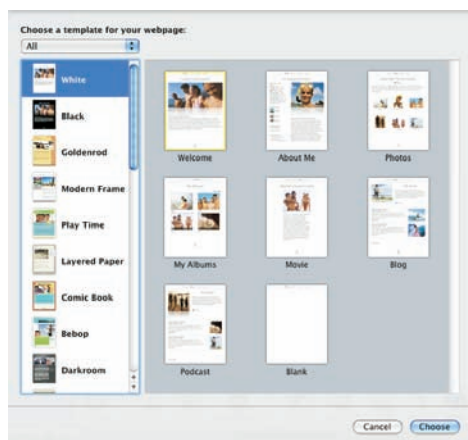
### How Do I Use MacBook Air to Organize My Real Life? 78



Managing Your Contacts	80
Saving a person's contact information	80
Sending your contact information	82
Sending messages to a group of contacts	84
Keeping track of birthdays	86
Creating a smart group that shows upcoming birthdays	87
Sending yourself an e-mail birthday reminder	88
Importing contacts from Microsoft Outlook	91
Merging duplicate contacts into a single card	92
Sharing your Address Book via MobileMe	93
Printing an envelope for a contact	95
Printing mailing labels for contacts	97
Managing Your Appointments	98
Setting up a meeting with a contact	98
Adding an alarm to an event	99
Stopping automatic calendar additions	100
Setting up a custom repeat interval	101
Creating a calendar of people's birthdays	102
Importing a calendar from Microsoft Outlook	103
Publishing a calendar to MobileMe	105
Subscribing to a published calendar	106

## chapter 5

### How Do I Use MacBook Air to Organize My Online Life? 110

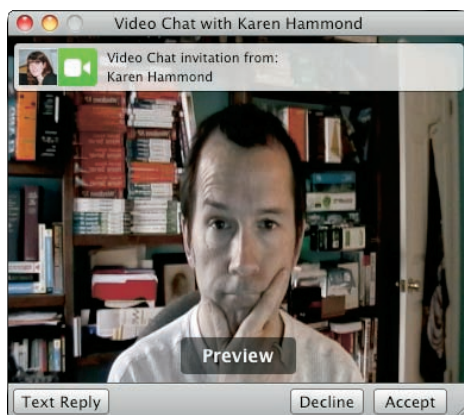


Getting More Out of MobileMe	112
Accessing any e-mail account online	112
Forwarding MobileMe messages to another account	114
Storing files online	114
Backing up your data online	117
Accessing MacBook Air remotely	120
Creating Your Own Web Site	124
Inserting a Google Map	126
Placing ads on your site	127
Adding your own HTML to a page	129

Placing a My iTunes widget on a page	130
Adding YouTube videos to your site	132
Publishing your Web site to MobileMe	134
Publishing your Web site using your own domain name	135

## chapter 6

### Can MacBook Air Help Me Communicate More Effectively? 136



Improving Your E-mail Life	138
Configuring mail to not show images in messages	138
Moving junk messages to the Junk folder	140

Leaving incoming messages on the server	141
Skipping large incoming messages	142
Sending e-mail with a different server port	145
Sending all messages from the same account	146
Setting up rules to process incoming messages	148
Creating a smart mailbox	151
Bouncing back an unwanted message	152
Chatting and Videoconferencing	154
Chatting over your network	154
Showing your iChat capabilities	156
Setting up an audio chat	158
Connecting and configuring microphones	158
Creating the chat session	159
Setting up a video chat	160
Using iChat and a video camera to set up a security cam	163
Configuring iChat to automatically accept video chat invitations	164
Setting iChat security	165
Sending camcorder video to a video chat	166

## chapter 7

### How Do I Keep MacBook Air Running Smoothly? 168



Routine MacBook Air Maintenance	170
Emptying the Trash	170
Cleaning up your Desktop	172
Deleting unneeded files	173
Uninstalling unused applications	173
Setting the software update schedule	174
Updating software by hand	175
More MacBook Air Maintenance	176
Removing login items	176
Cleaning MacBook Air	177
Preparing for Trouble	178
Creating a secondary user account	179
Creating a secondary boot device	180

Backing Up MacBook Air	183
Configuring Time Machine	183
Backing up your hard disk to a disk image	187
Backing up your files to a DVD	189
Backing up your files to an online source	191
Restoring MacBook Air	192
Restoring files using Time Machine	192
Restoring your system	194

## chapter 8

How Do I Maintain the Battery?	198
--------------------------------	-----



Understanding the MacBook Air Battery	200
Tracking Battery Usage	201

Saving Energy When Using Battery Power	203
Optimizing the MacBook Air energy settings	204
More ways to save energy	206
Cycling the MacBook Air Battery	207
Replacing the Battery	209

## chapter 9

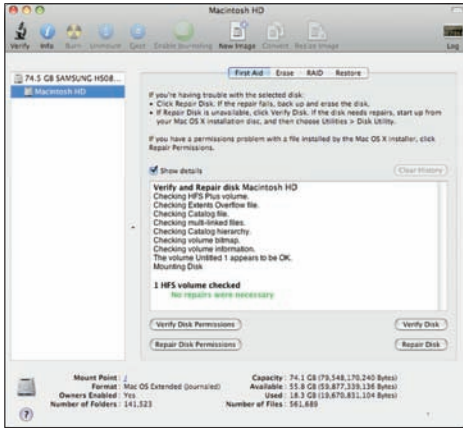
How Do I Maintain the Hard Disk?	214
----------------------------------	-----



Watching Hard Disk Free Space	216
Erasing Your Hard Disk's Free Space	218
Checking Hard Disk Status	220
Verifying the Hard Disk	222
Replacing the Hard Disk	224

## chapter 10

### How Do I Solve MacBook Air Problems? 230

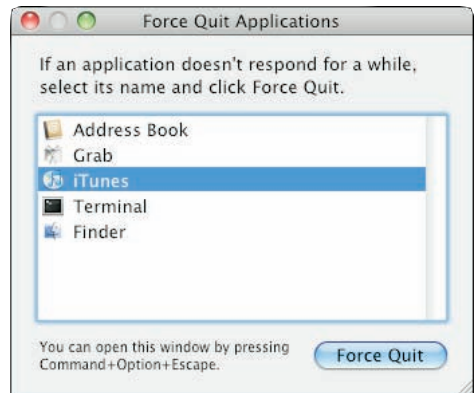


General Software Troubleshooting Techniques	232
Tracking down the problem	232
Performing basic software troubleshooting steps	234
Monitoring MacBook Air to look for problems	235
Monitoring CPU usage	235
Monitoring memory usage	239
Monitoring hard disk activity	241
Checking for software updates	243
Bypassing your login items	244
Deleting a program's preferences file	244
Reinstalling Mac OS X	246

General Hardware Troubleshooting Techniques	248
Performing basic hardware troubleshooting steps	248
Restarting MacBook Air	250
Power cycling MacBook Air	250
Forcing the issue: Making a stuck MacBook Air restart or shut down	251
Restarting MacBook Air in Safe Mode	251
Starting MacBook Air using a secondary boot device	252
Running the Apple Hardware Test	252
Repairing the hard disk	254
Repairing disk permissions	255

## chapter 11

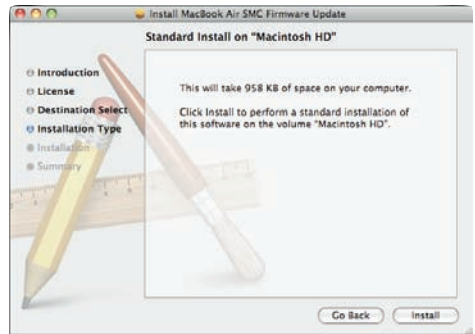
### How Do I Solve Specific Software Problems? 258



You Can't Change Some Options in System Preferences	260
A Program or Process is Stuck	260
A program is stuck	261
A process is stuck	262
Solving Program Problems	263
A program crashes	263
A program won't start	265
You Can't Empty the Trash	266
You Forgot Your Password	266
You Can't Run Administrator Commands in Terminal	268
You Can't Send E-mail	269
Repairing Remote Disc Woes	272
Remote Disc won't connect to certain CDs or DVDs	272
Remote Disc can't see the host computer	272
You can't use Remote Disc with a Windows drive	273
Time Machine No Longer Backs Up to an External Hard Disk	276
Solving Safari Troubles	277
You want to hide your browsing tracks in Safari	278
A Web site doesn't recognize Safari	280
All your bookmarks are in Internet Explorer	281
You Can't Specify a Different Time Zone for an iCal Event	283

## chapter 12

### How Do I Solve Specific Hardware Problems? 286



MacBook Air Won't Start	288
MacBook Air Tells You That You Don't Have Enough Memory	289
MacBook Air Runs Slowly	289
Sudden slowdown	290
Gradual slowdown	290
Your External Mouse or Keyboard Doesn't Work	291
Your Display Is Garbled	291
Your MacBook Air SuperDrive Won't Accept a Disc	292
Your MacBook Air Fan Runs Constantly at High Speed	293
You Have Trouble Accessing a Wireless Network	294
Your Sound Isn't Working	296
You Can't Eject a Disc	297

## appendix a

MacBook Air Online Resources 300

## appendix b

MacBook Air Shortcut Keys 303

Glossary 308

Index 312